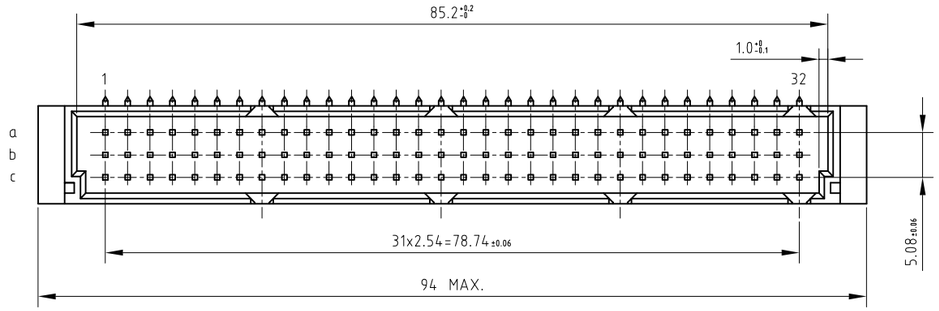

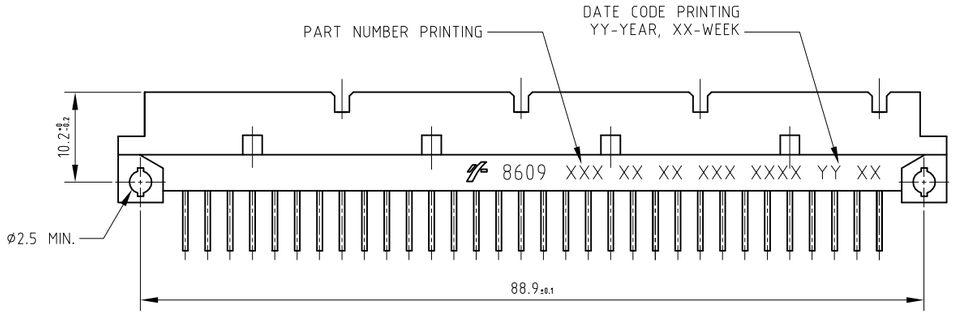

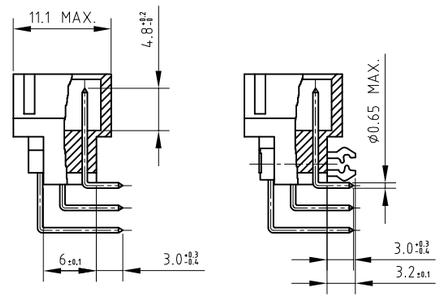

PCB DRILLING DETAILS

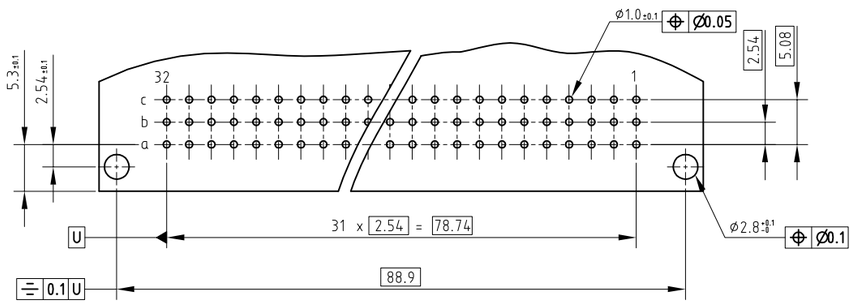

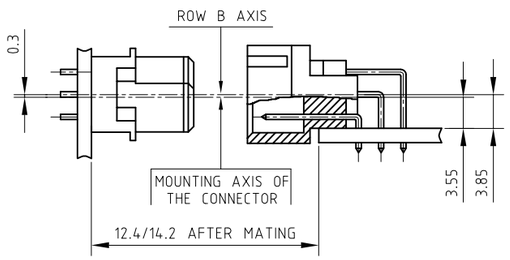

NOTES:

1. THE "LF" PRODUCTS MEET EUROPEAN UNION DIRECTIVES AND OTHER COUNTRY REGULATIONS AS DESCRIBED IN GS-22-008.
2. THE HOUSING WILL WITHSTAND EXPOSURE TO 260°C PEAK TEMPERATURE FOR 3.5 SECONDS IN A WAVE SOLDER APPLICATION WITH A 1.6 MM MINIMUM THICK CIRCUIT BOARD.
3. LEAD FREE OR RoHS DIRECTIVE LABELING TO BE PROVIDED AS PER GS-14-920 FOR LEAD FREE VERSION.

TECHNICAL SPECIFICATION

HOUSING MATERIAL	:	THERMOPLASTIC POLYESTER UL94V0; GREY
HOUSING CAN WITHSTAND EXPOSURE TO LEAD FREE WAVE SOLDERING TEMPERATURE OF 260-265°C		
WHEN USED WITH PROTECTIVE ADHESIVE OR PROTECTIVE METALLIC DEVICE FOR ANGLE CONNECTORS AS		
IT IS USED IN CLASSICAL LEAD WAVE SOLDERING AT 235-250°C.		
CONTACT & HARPOON MATERIAL	:	COPPER ALLOY
CONTACT PLATING		
CONTACT ZONE	:	Au OVER Ni
TERMINATION ZONE	:	SnPb OVER Ni FOR TIN LEAD VERSION
		Sn (PURE MATT) OVER Ni FOR LEAD FREE VERSION
HARPOON PLATING	:	SnPb OVER Ni FOR TIN LEAD VERSION
		Sn (PURE MATT) OVER Ni FOR LEAD FREE VERSION

ELECTRICAL DATA

CURRENT RATING AT 20°C	:	1.5 A
CURRENT (I MAX)	:	2 A
TEMPERATURE RANGE	:	-55°C TO +125°C
CONTACT RESISTANCE	:	≤ 20 mΩ
INSULATION RESISTANCE	:	≥10^8 MΩ
TEST VOLTAGE (rms)	:	1000 V

MECHANICAL DATA

INSERTION FORCE PER CONTACT	:	≤0.94 N
EXTRACTION FORCE PER CONTACT	:	≥0.15 N

REFERENCE SPECIFICATION : DIN 41612 / IEC 603-2

SERIES	8609	3	96	7	1	13	7	4	5	000E

ROWS FITTED WITH CONTACTS
- ROW a b c — 3 — 96
- ROW a - c — 4 — 64

NO. OF CONTACTS

TYPE OF INSULATOR
- 3 ROW MALE INSULATOR — 7

METHOD OF MOUNTING
- STANDARD MOUNTING - STYLE C — 1

TERMINATION
- ANGLED SPILL — 13

OPTIONS
- NO OPTION — 7
- WITH HARPOONS — H

PERFORMANCE CLASS
- DIN 41612 CLASS 3 — 4
- DIN 41612 CLASS 2 — 5
- DIN 41612 CLASS 1 — 6
- AS PER MIL C 55302 / JSS 50808 — 8

PITCH PER ROW
- 2.54 mm — 5

TIN LEAD VERSION — 000E
LEAD FREE VERSION — ELF

mat'l. code				surface	tolerance	projection
SEE TECH. SPEC.				ISO 1302	ISO 406 ISO 1101	
ltr	ecn no	dr	date	tolerances unless otherwise specified		
A	104-0063	MINI	2004-09-16	angles	linear .0±.1	mm
B	105-0042	MINI	2005-09-19			
C	106-0061	MINI	2006-05-31	0°±1°		scale 3:2
D	107-0100	KR	2007-08-20	dr	MINI.K.VANDANATH	2004-09-16
				engr	RAKHEE GEORGE	2004-09-16
				chr	RAKHEE GEORGE	2007-08-20
				appd	RAKHEE GEORGE	2007-08-20

sheet index	revision	D
	sheet	1

product family: 8609

title: DIN STANDARD HEADER
ANGLED SPILL DIN 41612 STYLE-C

dwg no: C-8609-2001 — sheet 1 of 1 — size A3

type: Product Customer Drawing

form: A3

FCIconnect.com
Copyright FCI